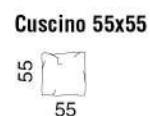
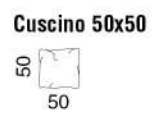
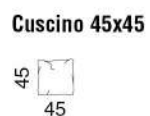
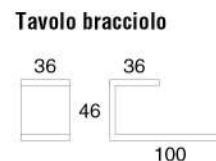
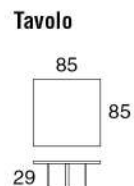
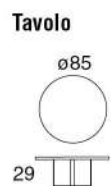
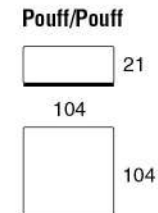
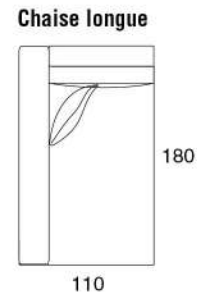
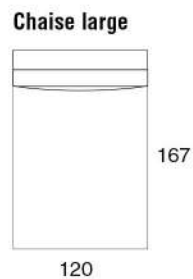
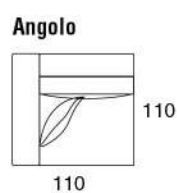
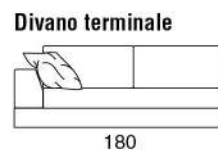


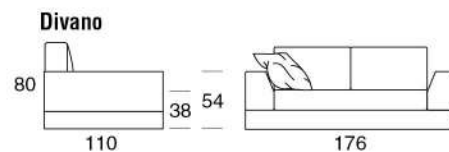




My Way EVO



Elementi imbottiti completamente sfoderabili nella versione in tessuto. Struttura portante in legno massello, cuscini seduta in misto piuma con inserto in poliuretano e schienali in misto piuma. Base in metallo.

Padded elements with removable covers in fabric category. Solid wood bearing structure, seat cushions in mixed feather with high density polyurethane foam inserts, back cushions in mixed feather. Metal base.